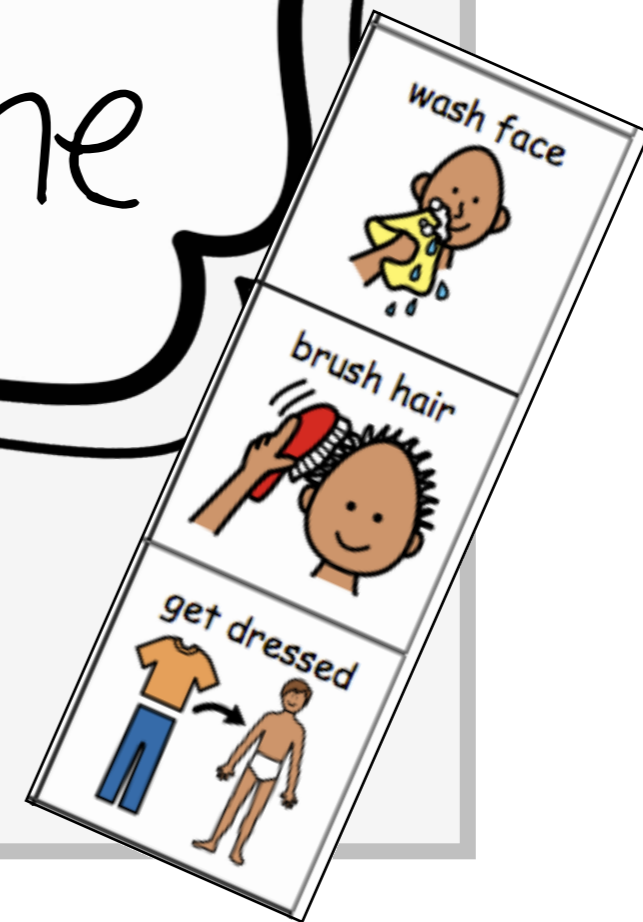




# Visuals & Schedules for the Home




# Visuals & Schedules for the Home

- First/Then Board: Laminate the whole page and cut out small pieces. Put soft velcro on the back of the pieces and put hard velcro in each of the boxes under first and then. Use visuals to show that non-preferred tasks need to be completed before preferred items.
- Home Help Choice Board: Laminate or put in a page protector for longer use. Let your child select an activity to complete around the house or use the visual to show which chore needs to be done.
- Clothing Labels: Laminate and cut out. Label where each clothing item belongs. Your child will now be able to be more independent putting their clothes away.
- Where's Mommy/Daddy?: Laminate the whole page. Cut out the stars and put soft velcro on the back. Put hard velcro in each location box. There is one extra star in case they are lost. Move the star based on where each parent is at the time. This visual helps ease anxiety or confusion on where parents are. The visuals also help clarify for children with low receptive language.
- Morning Routine Schedule: Laminate the whole page. Put hard velcro in each empty box. Cut out the activity pieces and put soft velcro on the back of each piece. Put the morning activities in order to be completed. Utilize in the morning to show the order of events and help promote independence.
- Behavior Visuals: Laminate the whole page. Cut out all boxes. Put small behavior visuals on a ring to utilize where ever needed. These visuals help for children with low receptive language to clarify what is expected. The time out visuals can be used to show how time will be over.


First



Then



homework




chore



laundry




helping mom



TV




play time



computer

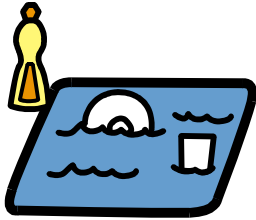


play outside



# At home, I can help with...

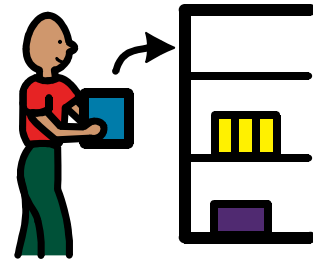
wash dishes




laundry




clean room



vacuum



clean table



clear table



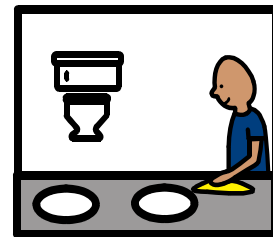
sweep








wipe up



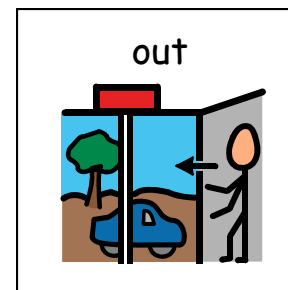

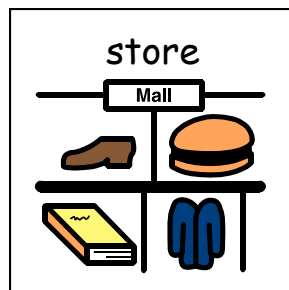


clean bathroom








Where is  
Mommy?



Where is  
Daddy?



# Morning Routine



brush teeth



brush teeth



wash face



wash face



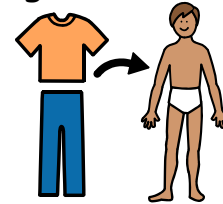
brush hair



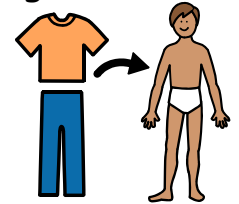
brush hair




get dressed




get dressed







wait for bus




wait for bus


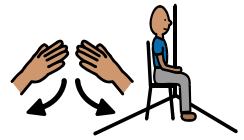


<p>time out</p> 	<p>please be quiet</p> 	<p>no yelling</p> 	<p>finished</p> 
--	--	--	---

<p>wait a minute</p> 	<p>no crying</p> 	<p>Good Job</p> 
---	--	--

time out



<p>First</p> <p>be quiet</p> 	<p>Then</p> <p>time out is finished</p> 
--	---

# Thank you for purchasing this product!

Thank you for purchasing this product! This purchase provides you with one license - which means it may be used in one classroom. If you would like to share, please purchase an additional license. I hope you and your students enjoy this resource!

Clipart & Fonts by:



**Mayer-Johnson**  
2100 Wharton Street  
Suite 400  
Pittsburgh, PA 15203

Phone: 1 (800) 588-4548  
Fax: 1 (866) 585-6260

Email: [mayer-johnson.usa@mayer-johnson.com](mailto:mayer-johnson.usa@mayer-johnson.com)  
Web site: [www.mayer-johnson.com](http://www.mayer-johnson.com)

Love this resource? Check out our store for even more Autism and Special Needs Resources:

<https://www.teacherspayteachers.com/Store/The-Autism-Helper>



resources, tips and materials to help you help children with autism.

for more tips, resources, and materials to help you help children with autism please visit

**[theautismhelper.com](http://theautismhelper.com)**